


ADMIN TIPS: HOW TO CONNECT WITH STUDENTS & PARENTS IN AN ONLINE LEARNING ENVIRONMENT

Building connections with students and their families is essential for creating a successful online learning environment, which is why it's important to reach out to them as soon as you can! Here are our FlexPointers for keeping the lines of communication open virtually.




MEET THEM WHERE THEY ARE.

Ask families for their preferred communication method so you can provide them with updates where they communicate most often.

DEVELOP AN ONLINE RESOURCE HUB.

A centralized location with tools and resources for online learning can go a long way to help students and families.




CREATE TWO-WAY COMMUNICATION CHANNELS.

Two-way communication channels, like a social media group or message board, allows students and parents to provide feedback, ask questions, and get a timely response.

HOLD A VIRTUAL OPENHOUSE.

A virtual open house is a great opportunity to introduce students and families to staff while they learn more about their online learning options.



GO LIVE!

Consider scheduling live morning announcements for your students as an opportunity to connect daily.

HOST STUDENT SHOWCASES.

Hosting science and social studies fairs online are a great opportunity for students to exhibit their projects, show what they've learned, and engage with their peers.



ENCOURAGE PROGRESS MONITORING.

You can help parents monitor their child's progress by providing them with access to an online platform with assignment status and results.

SEND WEEKLY UPDATES.

Build a communication cadence with students and families, by sending quick updates around the same time each week.




CELEBRATE STUDENT SUCCESS!

From online stickers to virtual parties—be sure to take the time to celebrate student success and progress.

REMEMBER THE KEY PRINCIPLES OF COMMUNICATION.

When communicating, consider the four key principles of effective communication: transparency, honesty, accessibility, and flexibility.



Ready to start building an online learning program that helps students succeed?

Get our **FREE** how-to guide.

[Download Guide](#)